

HO-033FK MAGNETIC CONTACT

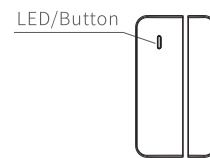
Please read this manual carefully before use. We reserve the final interpretation right of this manual.

Packing List

Open the package and make sure that the device is in good condition and all the accessories are included as below.



Appearance & Feature Appearance



Feature

This product comprises of a main body and a magnet. Alarm signal will be sent to the alarm panel once the distance of the 2 parts exceeds 20mm.

Specification

Wireless Protocol	FSK
Transmit Frequency	868/433MHz
Transmitting Power	≤10dBm(433MHz) ≤13dBm(868MHz)
Working Voltage	DC3V(CR123A)
Static Current	<30μA
Communication Distance	800m(Open Area)
Battery Life	5years(10times triggered per day)

Working Temperature	-10°C~+55°C
Working humidity	≤95%RH
Dimension	89.8×30.1×20.5mm (Main body)
	89.8×17.7×20.5mm (Magnet body)

Usage

Install "Secusystem" App

Scan the QR code below to download the "Secusystem" App.
Or search for "Secusystem" in App Store or Google Play Store to download and install and create a new account.



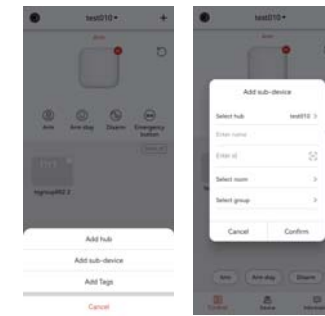
iOS APP



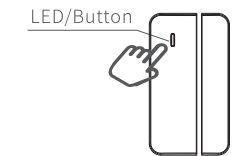
Android APP

Add Device

1. Open the APP, add panel to the App according to the panel user guide.
2. After the panel is successfully added, open the "Secusystem" App, click "+", select "Add sub-device", scan for



3. Remove the battery insulating strips by sliding open the bottom cover of the product in the direction shown.
4. Press and hold down the indicator light to put the sub-device into enrolling mode and the green light will flash quickly.
5. Wait for the magnetic contact to be added successfully, the panel will emit a "ding-dong" sound when it is successful. If the sub-device fails to be added, please retry the above steps.

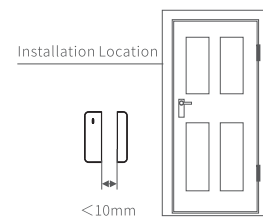



Installation

1. Remove the protective film of 3M glue and fix sensor to selected position.



2. You can install product in main gate, window, etc, for example as shown below.



Notice

1. This product is for indoor use only. Do not install it outside or in locations with weak foundations or rain.
2. Do not place magnetic objects near it to avoid disturbing the sensor operation.
3. The magnet part should be installed on the movable door (window) as much as possible, and the main part should be installed on unmoved part of door (window) frame.
4. The magnet and main body must be installed on the same level. It's better to be closer, the distance must be shorter than 10mm, otherwise it has no effect.

5. This product should be installed in a place where animals are not easily accessible, and away from magnetic fields. Don't install to metal door or window.

Function

1. It needs to be used with a panel. When using the product for the first time or replacing the panel, it needs to be enrolled with the panel.
2. It is in standby mode under normal status. When the door (window) is opened or closed, it will send status switching information of door (window) to panel.
3. This product is in standby mode under normal conditions. When the tamper switch is triggered or restored. The product sends the

tamper status switch information to the panel.

4. It has a low voltage reminder function. When its battery power is low, it will send a low power reminder to panel.

Guarantee

Dear customer:
Thank you for choosing the equipment. Please read the instruction carefully before installation:

1. Our guarantee time is one year from the date you bought. Under the condition of correct operation following the manual, if fault happens during the warranty period, we will repair for free. If fault happens in seven days, we can change for you for free.

2. The following conditions are not covered by the warranty. We will charge the repair if there are below conditions during warranty period:

- The false caused by wrong operation or using environment.
- The other faults that are not caused by our design, technology, quality and manufacturing.
- Fault caused by working with the third party products, software and so on.
- Improper installation, misuse, unauthorized repairing, modification, accident, force majeure event or other external cause of failure or defect.

Caution

- There's risk of explosion if the battery is replaced by an incorrect type;
- Disposal of a battery into fire or a hot oven, or mechanically crushing or cutting of a battery, that can result in an explosion;
- Leaving a battery in an extremely high temperature surrounding environment that can result in an explosion or the leakage of flammable liquid or gas;
- A battery subjected to extremely low air pressure that may result in an explosion or the leakage of flammable liquid or gas.

Warning

- Do not ingest battery;
- This product contains a battery. If the battery is swallowed, it can cause severe internal burns in just 2 hours and can lead to death;
- Keep new and used batteries away from children; If the battery compartment does not close securely, stop the product and keep it away from children;
- If you think batteries might have been swallowed or placed inside any part of body, please seek immediate medical attention.